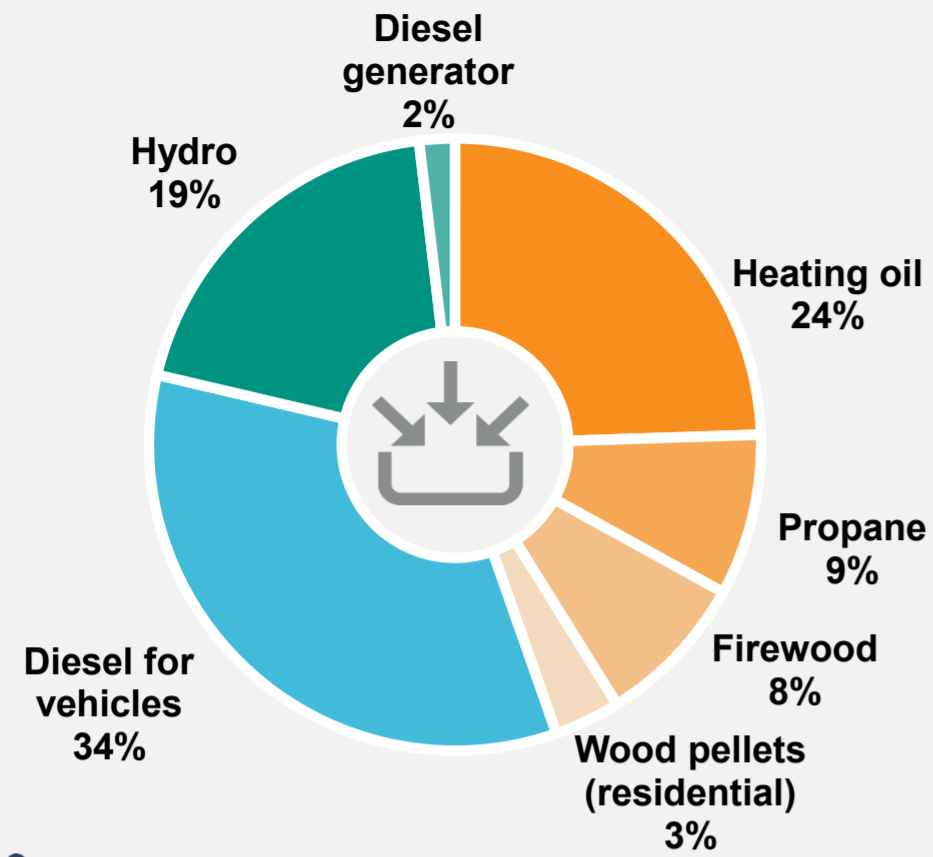


## Energy Sources – 1 Year



**Diesel generator produces electricity and heat**

34% electricity  
66% waste heat



### Energy cost

Total: \$632,000

Cost per person: \$5,500

38% hydro  
1% diesel generator  
31% diesel for vehicles  
19% heating oil  
6% propane  
3% firewood  
2% wood pellets



### Renewable energy

31% of total energy  
19% of total from hydro  
8% of total from firewood  
3% of total from wood pellets

Unless otherwise noted, numbers reflect energy sources purchased or sourced in the community, and do not include industry or commercial transport. Percentages may not add to 100% due to rounding.

# ENERGY PROFILE

Where we get energy and how we use it

## ENTERPRISE 2018

Population: 115

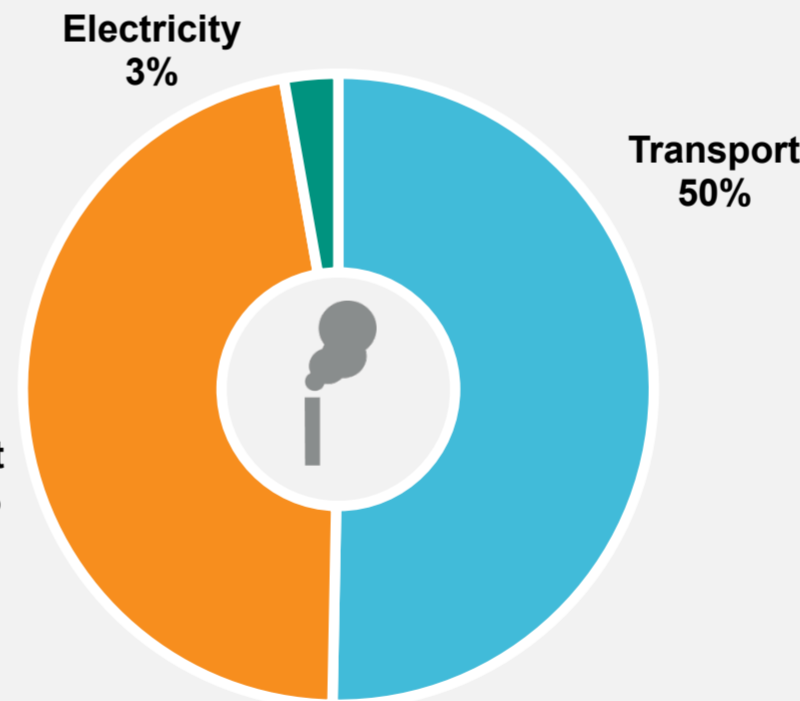
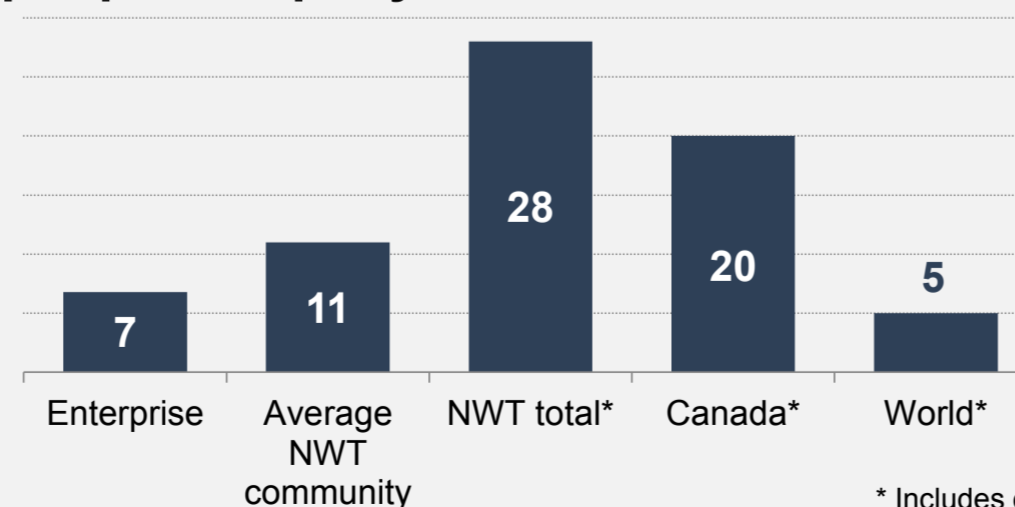


## Greenhouse Gas (GHG) Emissions – 1 Year

### Community total GHG emissions per year

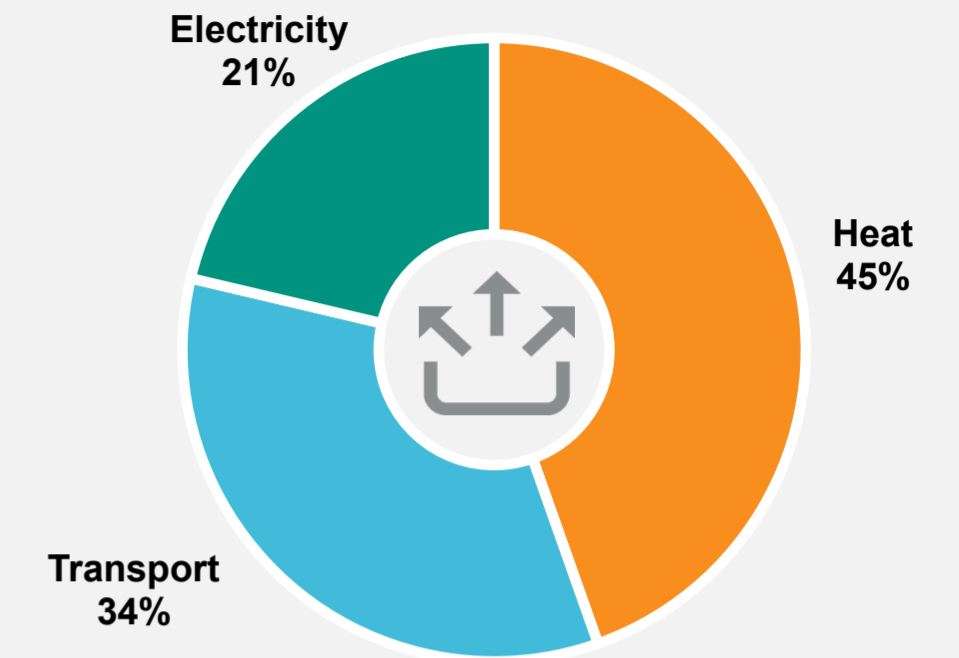
800 tonnes  
7 tonnes/person

### Average tonnes of GHGs per person per year



\* Includes emissions from industry and commercial transport.

## Energy Use – 1 Year



### Energy use in homes

29% of total energy use  
36% of total electricity  
43% of total heating oil  
81% of total propane  
100% of total firewood  
100% of total wood pellets



### Energy use in other buildings

Store, school, church, office, arena, library, etc.  
25% of total energy use  
64% of total electricity  
57% of total heating oil  
19% of total propane



### Transport (local – no air transport)

Cars, trucks, boats, ATVs, skidoos, etc.  
34% of total energy use  
Fuel purchased in the community.



### Waste energy

From electricity production and heating  
11% of total energy use

# ENERGY PROFILE

ENTERPRISE 2018

## EXTRA INFO

### What's a megajoule (MJ)?

A joule is a unit of energy. A megajoule is 1 million joules.

#### Some examples:

- 1 BBQ propane tank = 500 MJ
- 1 kWh = 3.6 MJ
- 1 L of heating oil = 38.4 MJ
- 1 L of propane = 26.6 MJ
- 1 tonne of wood pellets = 19,200 MJ
- 1 cord of wood = 18,700 MJ

### What's waste energy?

When fuels are burned, some of their energy is released as heat that can't be used. The amount of energy that an appliance or device can use is called its efficiency. For example:

**Diesel generators** can usually only convert 25–35% of the diesel's energy to electricity, while 65–75% is released as heat.

**Furnaces, boilers, wood stoves** and other heating appliances can use anywhere from 70% to more than 95% of the heat they produce. The rest is released up the chimney.

### Energy sources



#### Diesel for vehicles

- 34% of total energy
- Cost: \$194,000
- Amount: 146,000 Litres
- GHGs: 392 tonnes
- Energy: 5,600,000 MJ



#### Heating oil

- 24% of total energy
- Cost: \$121,000
- Amount: 105,000 Litres
- GHGs: 282 tonnes
- Energy: 4,030,000 MJ



#### Hydro

- 19% of total energy
- Cost: \$240,000
- Amount: 889,000 kWh
- GHGs: 0 tonnes
- Energy: 3,200,000 MJ



#### Propane

- 9% of total energy
- Cost: \$39,400
- Amount: 52,800 Litres
- GHGs: 81 tonnes
- Energy: 1,400,000 MJ



#### Firewood

- 8% of total energy
- Cost: \$19,600
- Amount: 71 Cords
- GHGs: 2 tonnes
- Energy: 1,330,000 MJ



#### Wood pellets

- 3% of total energy
- Cost: \$9,600
- Amount: 30 tonnes
- GHGs: 1 tonne
- Energy: 576,000 MJ



#### Diesel generator

- 2% of total energy
- Cost: \$7,800
- Amount: 8,100 Litres
- GHGs: 22 tonnes
- Energy: 310,000 MJ

### Community GHG emissions

- Homes: 30%
- Other buildings: 17%
- Transport: 50%
- Diesel generator: 3%

### Total community energy use

- 16,500,000 MJ
- 140,000 MJ/person

The AEA has tried to ensure our data is as accurate as possible, but there could be mistakes. If something seems incorrect, please contact us to let us know.

#### References

Energy source and use data: Private suppliers and utilities, and the Government of the Northwest Territories Bureau of Statistics and Department of Infrastructure.

GHG emissions data: <https://www.cer-rec.gc.ca/nrg/ntgrtd/mrkt/nrgstmpfrfs/nt-eng.html>  
[https://ourworldindata.org/grapher/co-emissions-per-capita?tab=chart&country=AUS+CAN+USA+OWID\\_WRL](https://ourworldindata.org/grapher/co-emissions-per-capita?tab=chart&country=AUS+CAN+USA+OWID_WRL)

### Total NWT energy use (2017)

Total: 20 billion MJ/year

