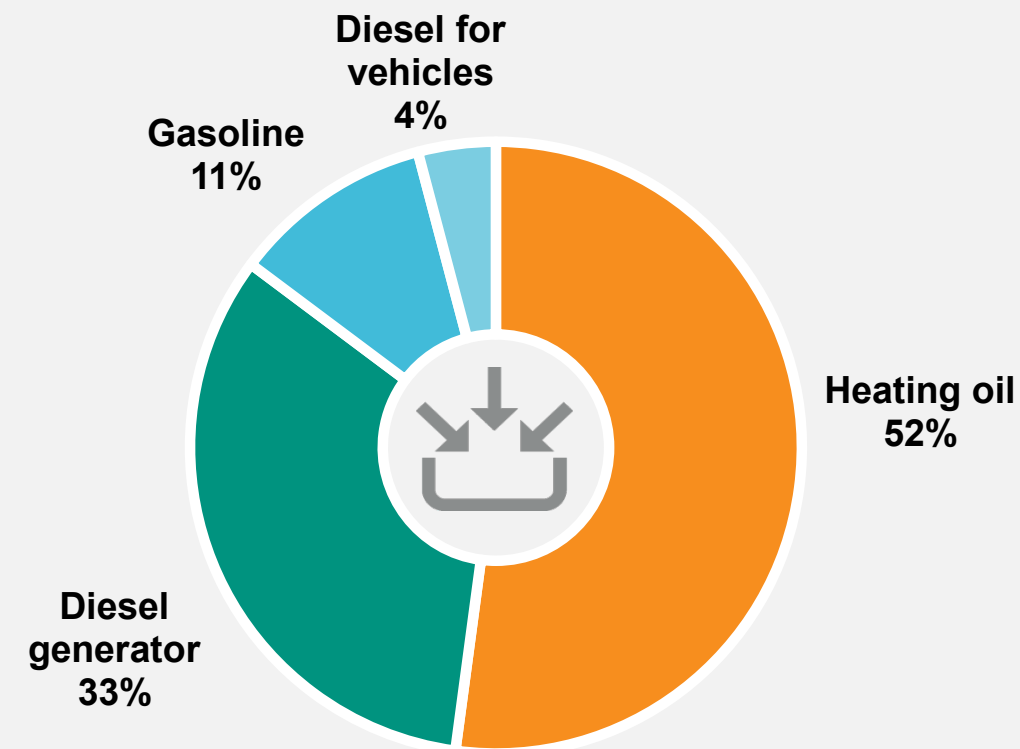


Energy Sources – 1 Year



Diesel generator produces electricity and heat

29% electricity
71% waste heat



Energy cost

Total: \$3,630,000
Cost per person: \$7,900

46% diesel generator
41% heating oil
9% gasoline
3% diesel for vehicles



Renewable energy

0%

ENERGY PROFILE

Where we get energy and how we use it

ULUKHAKTOK 2018

Population: 461

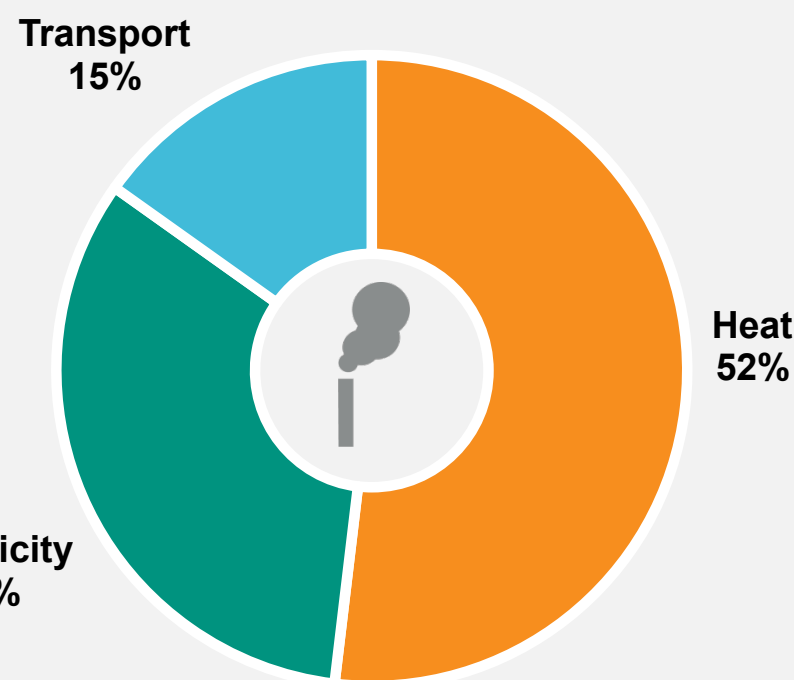
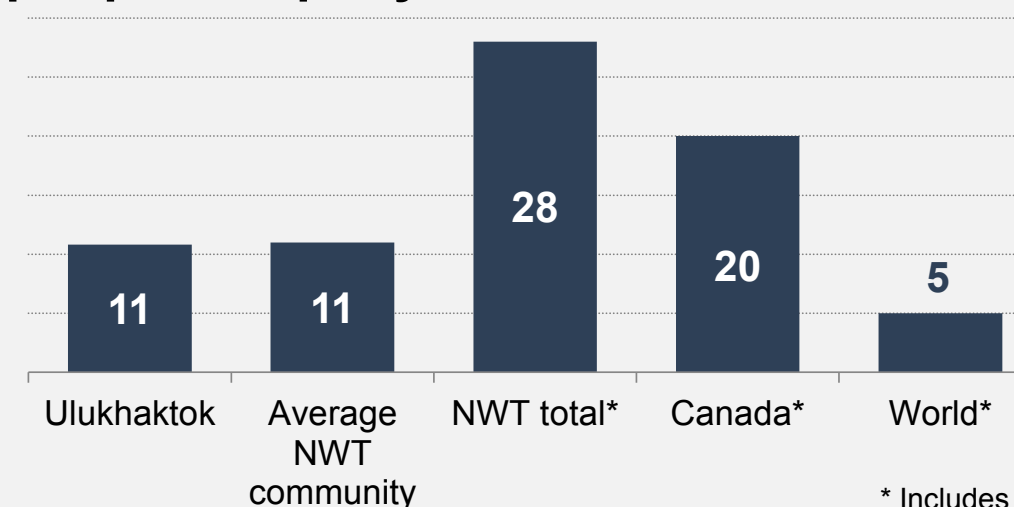


Greenhouse Gas (GHG) Emissions – 1 Year

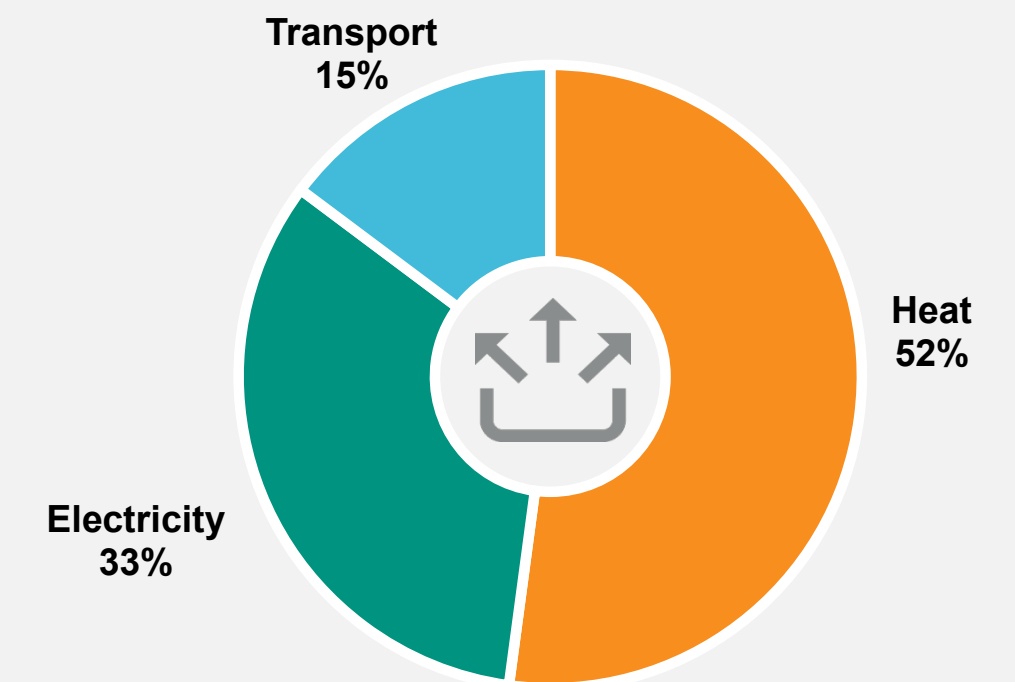
Community total GHG emissions per year

5,000 tonnes
11 tonnes/person

Average tonnes of GHGs per person per year



Energy Use – 1 Year



Energy use in homes

27% of total energy use
42% of total electricity
55% of total heating oil



Energy use in other buildings

Store, school, church, office, arena, library, etc.

24% of total energy use
58% of total electricity
45% of total heating oil



Transport (local – no air transport)

Cars, trucks, boats, ATVs, skidoos, etc.

15% of total energy use
Fuel purchased in the community.



Waste energy

From electricity production and heating

34% of total energy use

Unless otherwise noted, numbers reflect energy sources purchased or sourced in the community, and do not include industry or commercial transport. Percentages may not add to 100% due to rounding.

* Includes emissions from industry and commercial transport.

ENERGY PROFILE

ULUKHAKTOK 2018

EXTRA INFO

What's a megajoule (MJ)?

A joule is a unit of energy. A megajoule is 1 million joules.

Some examples:

- 1 BBQ propane tank = 500 MJ
- 1 kWh = 3.6 MJ
- 1 L of heating oil = 38.4 MJ
- 1 L of propane = 26.6 MJ
- 1 tonne of wood pellets = 19,200 MJ
- 1 cord of wood = 18,700 MJ

What's waste energy?

When fuels are burned, some of their energy is released as heat that can't be used. The amount of energy that an appliance or device can use is called its efficiency. For example:

Diesel generators can usually only convert 25–35% of the diesel's energy to electricity, while 65–75% is released as heat.

Furnaces, boilers, wood stoves and other heating appliances can use anywhere from 70% to more than 95% of the heat they produce. The rest is released up the chimney.

Energy sources



Heating oil

- 52% of total energy
- Cost: \$1,500,000
- Amount: 961,000 Litres
- GHGs: 2,590 tonnes
- Energy: 36,900,000 MJ



Diesel generator

- 33% of total energy
- Cost: \$1,670,000
- Amount: 611,000 Litres
- GHGs: 1,640 tonnes
- Energy: 23,400,000 MJ



Gasoline

- 11% of total energy
- Cost: \$341,000
- Amount: 224,000 Litres
- GHGs: 550 tonnes
- Energy: 7,550,000 MJ



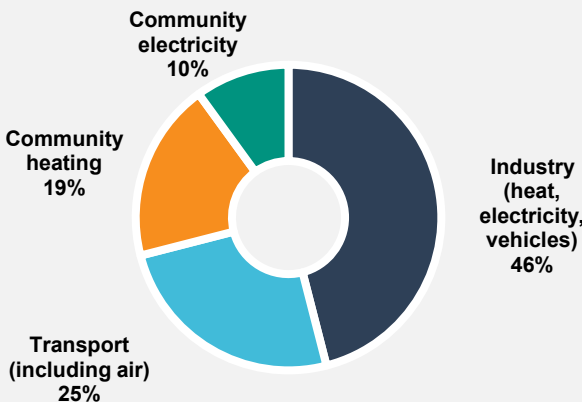
Diesel for vehicles

- 4% of total energy
- Cost: \$118,000
- Amount: 76,000 Litres
- GHGs: 200 tonnes
- Energy: 2,910,000 MJ

Total community energy use

- 70,800,000 MJ
- 150,000 MJ/person

Total NWT energy use (2017)



Total: 20 billion MJ/year

Community GHG emissions

- Homes: 29%
- Other buildings: 23%
- Transport: 15%
- Diesel generator: 33%

The AEA has tried to ensure our data is as accurate as possible, but there could be mistakes. If something seems incorrect, please contact us to let us know.

References

Energy source and use data: Private suppliers and utilities, and the Government of the Northwest Territories Bureau of Statistics and Department of Infrastructure.

GHG emissions data: <https://www.cer-rec.gc.ca/nrg/ntgrtd/mrkt/nrgsstmprfls/nt-eng.html>
https://ourworldindata.org/grapher/co-emissions-per-capita?tab=chart&country=AUS+CAN+USA+OWID_WRL